series

miniseries

This manual covers both Series and MiniSeries VSTi

Sections pertaining to one instrument are marked with the logo for that instrument:



Series:
- 2 counters, 16 steps
- 3 LFOs
- 4 random values per step
- 3 voices of polyphony
- 3 assignable sequences

MiniSeries:
- 1 counter, 8 steps
- 3 LFOs
- 2 random values per step
- 1 voice of polyphony

Series is a MIDI sequencer based on a looping counter. The counter can iterate forwards or backwards, by a set or modulated amount. This technique in music is often referred to as Serialism.

Serial sequences don't necessarily need to be linear repetition, such as:

1 2 3 4 5 6 7 8 ...

Iterating a count of 1 to 8 by three yields a more interesting musical pattern:

1 4 7 2 5 8 3 6 ...

Simple serial procedures create sequences that are both structured and unpredicatable. Both Series and MiniSeries are complex enough to go from one extreme to the other.

Series VSTi is a 'deluxe edition' provided as a gift to purchasers of other xoxos VST.

i. the counter
ii. the clock
iii. modulation
iv. gates
v. sequences
vi. technique
vii. license

i. the counter

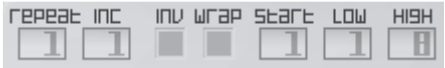

The counter begins at the start value and counts between the low and high values by the increment value. The invert button causes the counter to run backwards.

Repeat indicates the number of times to repeat each step before counting, for instance 4 repeats would count 1 1 1 1 2 2 2 2 3 3 3 3 ...

Wrap progresses the counter through the set defined by the loop points. When inactive, the counter will automatically reset to the loop boundary.

Wrapped counting 1 to 8 incrementing by 3:
1 4 7 2 5 8 3 6 1 4 7 2 5 8 ...

Unwrapped counting 1 to 8 incrementing by 3:
1 4 7 1 4 7 1 4 7 ...

Note that increments higher than the length of the loop can be used.

(Wrapped) counting 1 to 3 incrementing by 5:
1 3 2 1 3 2..

(visualised)
1 2 3 1 2 3 1 2 3 1 2 3 1 2 3 1 2 3 ...

ii. the clock

The clock syncs to the host and divides each beat into the indicated number of pulses. Rates slower than 1 beat can be selected using the 1/n button, perhaps for triggering different samples at the beginning of each measure.

Highlighting the wrench button takes the sync rate controls offline while you set them.

Swing and offset both have negative and positive polarities. A small region in the center of each knob's range allows the control to easily be set back to zero.

Hold pauses the clock and counter for as long as the button is held.

The reset function can be sent to any or all modulators. It always resets the random value sequence.

iii. modulation

Three standard LFOs featuring sine, saw, ramp and pulse waveforms are available in both versions. In addition, a random value generator outputs a recallable series applied to midi note parameters. Generated values are positive, except for div assignments, which are probability thresholds.

While the random values are not applied to the counter (to reduce cpu) using more than one LFO will probably produce enough variation to seem random.

The random sequence can be synced to restart when the counter loops.

iv. gates

Series uses the same gating function as Circuit VSTi. Momentary contact buttons produce multitriggering at 2, 3 or 4 divisions, or at an option to trigger only the 2nd step at 2 divisions.

Vel- (or V- for MiniSeries) reduces the velocity of the multitriggers. I generally assign an LFO to this parameter to reduce the mechanical sound of multitriggers.

Controls for length, MIDI note and MIDI channel are grouped together.

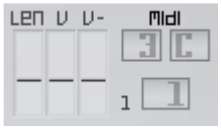

Multitrigger buttons for MiniSeries are located at the bottom of the gui

v. sequences

The maximum range of MiniSeries' counter is 1 to 8, which corresponds directly to the eight midi note assignments.

I find this implementation convenient and adequate. Assigning one LFO to the increment value creates varying patterns that can be used for several minutes. For deeper exploration of serialism..

Series can output three midi notes simultaneously. The top of the sequencing panel has three rows of buttons for distributing gate events between the channels. Each gate sequence can be set to 'all on,' or muted during performance.

Sequences can be set to track either the first or second counter (column under the '>' sign).

Three modulation sequencers are included (sliders). Possible uses include assigning one sequence to midi note, and another to midi channel. By assigning the same counter to each sequence, 16 different midi notes on 16 different channels can be specified for one output.

The range sliders can be used to adjust the effect of the sequence in use, and to allow for fine adjustment of modulations such as midi note.

If you wish to set a sequence to a known midi note range, temporarily set the counter to 1 and the first slider to the maximum setting. Once the highest midi note is found with the range slider, set the counter back to the desired length and the sequence sliders can be more easily assigned within the intended range.

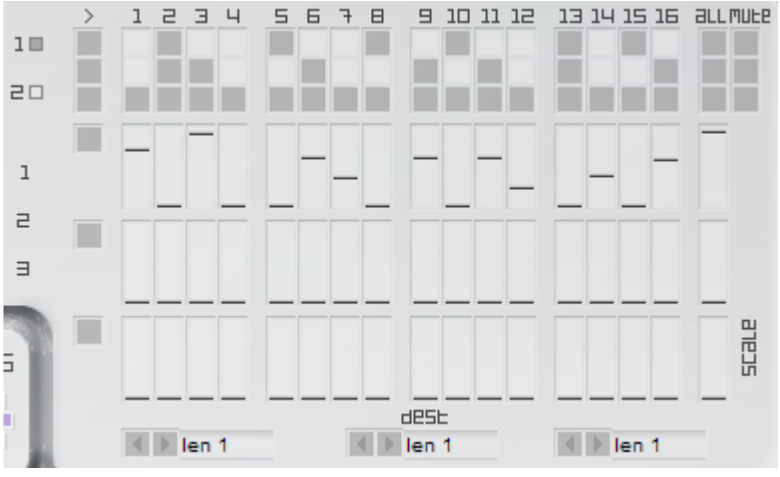

vi. technique

Series and MiniSeries explore the region between order and unpredictability, allowing a sequence to be quickly transformed between simple patterns or hover on the boundaries of awareness.

Both include parameters designed for performance and are intended to be applied to any midi destination your host allows, rhythm, harmonic, modulation, patch changes or ?

Using odd or prime numbers will create recognizable polyrhythms. Simple changes like inverting the increment value can create a variation for a fill or the next section.

Use the random value generators when possible and reserve the LFOs for other destinations.

Very simple patches such as applying one LFO to the increment value can create a varying sequence with a cohesive feel. The different LFO waveforms have discretely different effects on counter values.

Modular hosts allow complex midi processing with minimal cpu expenditure, allowing midi channel switchers to select between alternate signal paths and to use multiple instances. Opening the same Series patch in two different instances will produce identical output. Making minor changes to one patch can be used to add more depth to sequence structure.

Don't forget to save an LFO to assign to 'division' velocity.

The presets demonstrate how Series and MiniSeries can be used as arpeggiators by assigning scales or phrases to the output. By using the mute buttons, notes from the scale can be dropped or added to arpeggiate different chords.

Series has two counters that can be assigned to any gate or modulation sequence. Try switching the counters assigned to pitch or gate for arpeggios.

vii. license

Licensing for the use and distribution of Series and MiniSeries VSTi is as follows:

You may NOT redistribute xoxos software by any means without my permission.

There is no expression of guarantee due to the use of third party resources.

Series is made with SynthEdit
http://www.synthedit.com

http://www.xoxos.net

© 2008 Rurik Leffanta · All Rights Reserved
VST is a trademark of Steinberg Soft und Hardware GmbH